



# LIONGUARD OPPORTUNITIES FUND

## FUND DESCRIPTION

The fund has the objective to achieve long-term absolute growth of capital through disciplined investing across North American equities. The fund invests on a long/short basis and intends to achieve positive absolute returns with low correlation to equity markets.

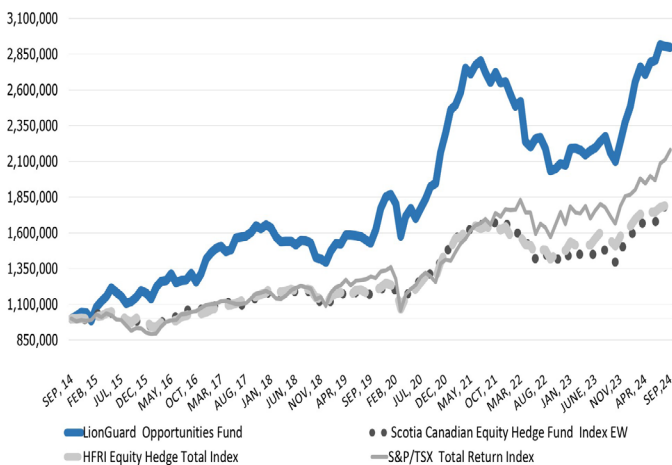
## NET RETURN & MARKET CAPTURE

Annualized Net Return	Upside Capture	Downside Capture
11.23%	75%	33%

## FUND CODES

LGC 103	Class F (1.0% fee, fee-based)	Cash accounts
LGC 203	Class F (1.0% fee, fee-based)	Registered accounts
LGC 101	Class A (2.0% fee, 1.0% trailer)	Cash accounts
LGC 201	Class A (2.0% fee, 1.0% trailer)	Registered accounts

## GROWTH OF CAPITAL SINCE INCEPTION



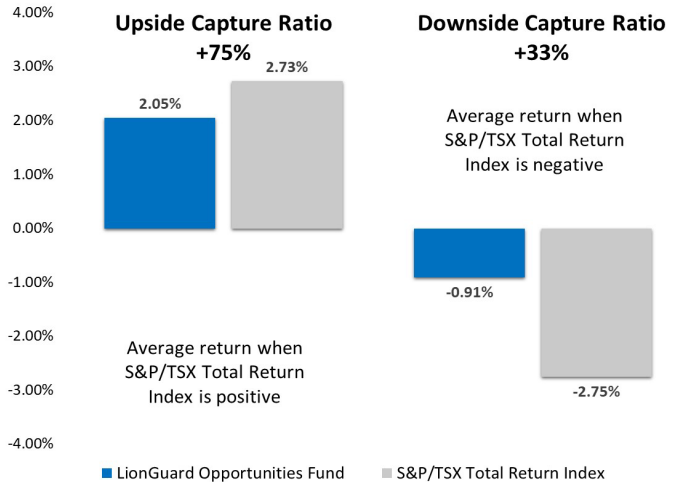
## WHY INVEST IN THIS FUND

- Long-term absolute returns
- Disciplined investment process
- Excellent downside capture ratio

## SERVICE PROVIDERS

Prime broker / custodian	TD Securities
Legal counsel	Borden Ladner Gervais
Auditor	PricewaterhouseCoopers
Fund administrator	SGGG Fund Services

## UPSIDE VS DOWNSIDE MARKET CAPTURE



## FUND PERFORMANCE NET OF FEES

YEAR	JAN	FEB	MAR	APR	MAY	JUN	JUL	AUG	SEP	OCT	NOV	DEC	YTD
2024	4.54%	7.01%	3.98%	-1.86%	3.04%	0.52%	3.80%	-0.27%	-0.24%				22.11%
2023	5.54%	0.11%	-0.66%	-1.51%	1.39%	0.93%	1.91%	1.64%	-4.93%	-2.84%	6.46%	6.16%	14.38%
2022	-3.25%	-3.20%	1.25%	-11.10%	-1.65%	2.49%	0.44%	-3.50%	-6.99%	0.67%	1.77%	-0.42%	-21.84%
2021	6.83%	1.39%	3.65%	6.50%	-1.48%	2.36%	1.03%	-3.02%	-2.40%	2.55%	-2.63%	0.21%	15.37%
2020	0.84%	-3.40%	-12.46%	8.56%	3.23%	-3.86%	4.34%	3.69%	4.54%	1.27%	11.04%	6.39%	24.32%
2019	5.60%	3.64%	-0.20%	4.03%	0.04%	-0.30%	-0.38%	-1.42%	-1.39%	6.14%	9.03%	4.61%	32.88%
2018	-1.29%	-3.86%	-2.08%	0.23%	0.00%	-1.73%	2.15%	-0.27%	-1.12%	-6.52%	-0.86%	-1.58%	-15.90%
2017	2.98%	2.29%	0.91%	-2.27%	0.72%	5.56%	0.53%	0.32%	1.60%	2.94%	-1.24%	1.70%	17.00%
2016	-3.07%	7.14%	3.17%	0.54%	3.61%	-4.80%	1.18%	0.48%	3.60%	-4.53%	4.25%	8.00%	20.30%
2015	-5.17%	9.46%	3.66%	3.13%	5.06%	-2.21%	-2.48%	-4.31%	1.06%	2.74%	3.98%	-1.55%	13.07%
2014										1.78%	2.73%	-0.43%	4.11%

## FUND DETAILS

RRSP & TFSA eligible	Yes, LGC 201 and LGC 203
Lockup	None
Subscription / redemption	Monthly
Qualification	Accredited investors
Fund currency	Canadian dollars
Profit distribution	20% per annum above high water mark
High water mark	Yes, perpetual no resets
Hurdle rate	3.0% per annum

## STATISTICS SINCE INCEPTION

Annualized Alpha vs Scotia Canadian Hedge Fund Index	5.55%
Annualized Alpha vs HFRI Equity Hedge Total Index	5.31%
Annualized Alpha vs S&P/TSX Total Return Index	3.12%
Sharpe ratio	0.86
Positive quarters	70%
Average gross	120%
Average net long	62%
Average cash levels	9%



## LIONGUARD OPPORTUNITIES FUND

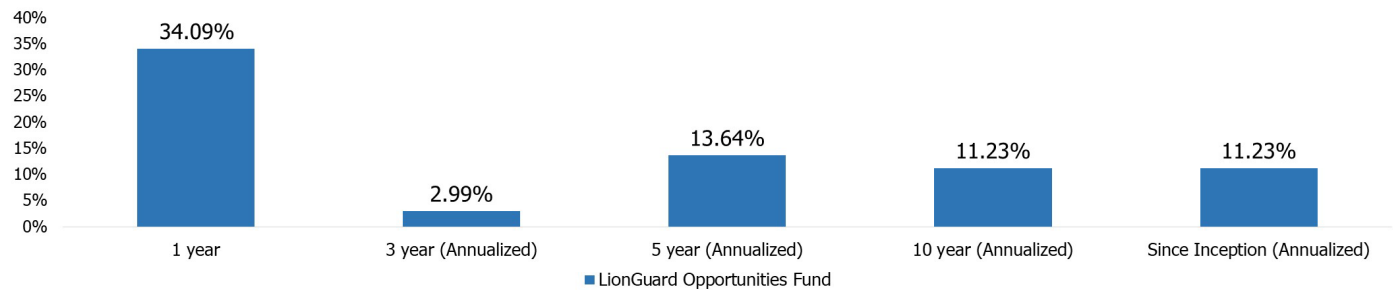
### FUND SNAPSHOT

Total positions	41
Long positions	31
Short positions	10
Long allocation	97%
Short allocation	17%
Net long	80%
Cash levels	3%

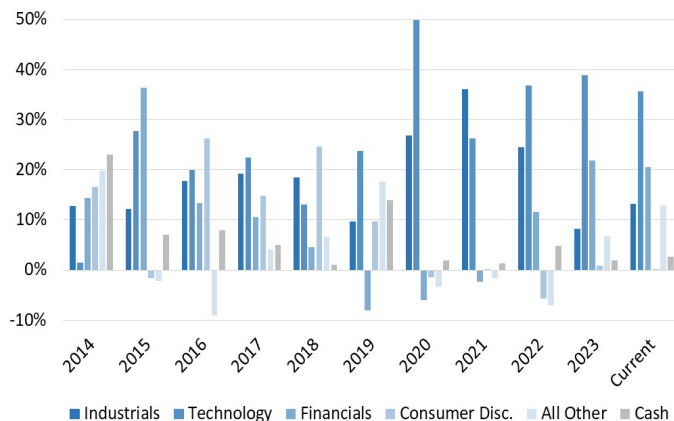
### LATEST COMMENTARY

The surge in US power generation demand presents a high-conviction growth industry, driven by the electrification of various sectors, advancements in renewable technologies, and the burgeoning demand for data centers powered by artificial intelligence (AI) and machine learning (ML). Central to this theme is the urgent need to modernize and enhance the US electric grid, which is currently ill-equipped to handle the anticipated growth in demand.

### ANNUALIZED PERFORMANCE NET OF FEES




### NET LONG SECTOR ALLOCATION



### LONG/SHORT EQUITY STRATEGY

#### LONG POSITIONS

On the Long side we invest in companies that demonstrate high quality characteristics, fall within our circle of competence and sell at a discount to intrinsic value.



On the Short side we look for companies that exhibit traits of systematic under performance and which provide excellent risk management characteristics at the same time.

#### SHORT POSITIONS

### ABOUT LIONGUARD CAPITAL MANAGEMENT

LionGuard Capital Management Inc. ("LionGuard") is a Montréal-based investment management company incorporated under the laws of Canada and registered in the Province of Quebec with the Autorité des Marchés Financiers (AMF), as Portfolio Manager, Investment Fund Manager and Exempt Market Dealer. LionGuard manages assets for institutional investors, endowments, foundations, family offices, fund of funds, investment advisors and select high net worth individuals.

### INVESTMENT TEAM

Andrey Omelchak, CFA, CIM, FRM, MSc, Lead Portfolio Manager

Jay Tan, CFA, Portfolio Manager

Luxiang Wu, MBA, MSc, Senior Investment Analyst

Varun Agrawal, MBA, Investment Analyst

### CONTACT INFORMATION

Andrey Omelchak, CFA, CIM, FRM, MSc  
President, CEO and Chief Investment Officer  
aomelchak@lionguardcapital.com  
514-448-6441

Josh Wilson  
Chief Compliance Officer  
jwilson@lionguardcapital.com  
514-312-3041

LionGuard Capital Management Inc.  
1 Westmount Square, Suite 1040  
Westmount, QC, CANADA H3Z 2P9  
info@lionguardcapital.com  
+1 (844) 448-6442

[WWW.LIONGUARDCAPITAL.COM](http://WWW.LIONGUARDCAPITAL.COM)

Disclaimer: This document does not represent an offering of securities in any jurisdiction and is for informational purposes only. The securities described herein are only available to Accredited Investors and Institutional Investors in Canada by private placement in accordance with applicable securities laws. The information disclosed in this summary is incomplete, and is qualified in its entirety by the Offering Memorandum for the LionGuard Opportunities Fund LP and the Trust wrapper as warranted. The data for Scotia Canadian Hedge Fund Index & HFRI Equity Hedge Total Index is the latest available. Fund's returns have been calculated by Fund Administrator, are net of all fees. Note that for the period of October 2014 to November 2016, the performance is based on Class S units with adjustment to 1.0% base management fee. LionGuard Capital Management Inc. does not warrant the accuracy of the presented information nor is responsible for any actions taken as a result of this report. Long exposure, short exposure, and net long exposure data maybe adjusted for confirmed inflows and outflows. Upside capture ratio (downside capture ratio) is computed using the average monthly returns for the fund divided by the average monthly returns for the benchmark when the benchmark returns are positive (negative). The indicated rates of returns are historical returns based on changes in values of applicable class of units and do not take into account sales, redemption, distribution, or optional charges or income taxes payable. LionGuard Opportunities Trust Fund invests its capital into the LionGuard Opportunities Fund LP. Some of the assumptions or opinions contained herein are the views or opinions of the firm and are based on management's analysis of the portfolio performance.